

Go to shotscope.com/getstarted for
online user guides, tutorial videos and product set up.



Shot Scope

Need help? Contact our industry
leading customer support team
support@shotscope.com

Shot Scope



PRO L2

USER GUIDE

Laser Rangefinder

PRO L2 Description

1. Laser Sending Lens
2. Laser Receiving Lens
3. Replaceable Battery Port
4. Focusing Ring
5. Eyepiece
6. Power/Fire Button
7. Mode Button (Meter/Yard)
8. Slope Switch (On/Off)



Instructions

Remove plastic wrap from the battery before use.

Power on/off rangefinder

Turn on the rangefinder by pressing the **POWER** button once. The rangefinder will power off automatically after 10 seconds of inactivity.

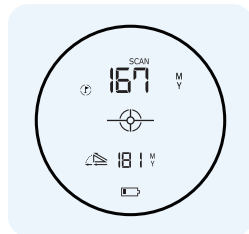
Focus eyepiece

Focus is adjustable as shown in diagram. Rotate the ring clockwise or counter clockwise to adjust to the correct focus for your eyes.



LCD Display Information

167	Actual Distance
181	Slope Value
	Golf Mode Indicator
	Target-Lock Vibration
	Target Icon
SCAN	Scan Icon
	Low Battery Indicator
Y	Yards
M	Meters



shotscope.com/getstarted

Télécharger le guide d'utilisation en français
shotscope.com/getstarted

Scarica la guida per l'utente in italiano
shotscope.com/getstarted

Laden Sie die Bedienungsanleitung auf Deutsch herunter
shotscope.com/getstarted

Ladda ner bruksanvisning på svenska
shotscope.com/getstarted

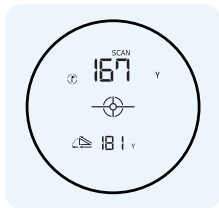
Descargar guía de usuario en Español
shotscope.com/getstarted

日本語でユーザーガイドをダウンロード
shotscope.com/getstarted

Using the Rangefinder

Turn on and distance to the flag

Turn on the rangefinder by pressing the **POWER** button once. Then press and hold the **POWER** button while aiming at the target. The laser will vibrate when it has locked onto the target and display the distance. If slope is enabled the slope adjusted distance will be shown at the bottom of the display.



Display screen

Quick distance

Turn on the rangefinder by pressing the **POWER** button once. Then press and release the **POWER** button to get a distance to any object on the golf course.



Changing between yards and meters

Before turning the rangefinder on, hold the **POWER** button for 5 seconds to change units between Yards and Meters. The rangefinder will vibrate and cycle between Yards and Meters. Release the button when the selected unit appears on the screen.

The rangefinder is in yards when **Y** is displayed next to your distances.
The rangefinder is in meters when **M** is displayed next to your distances.

Battery

Replace the battery

The rangefinder requires a CR2-3v battery and supports approximately 5,800 measuring times.

When the battery icon  appears on the screen it means the battery is low and should be replaced.

The battery can be replaced by opening the rear battery door and replacing the battery inside.



NOTICE: Dispose of the Shot Scope device, battery and packaging in accordance with local regulations.



Pull battery door from top to open

Do not dispose of the battery with regular household waste.

Remove plastic wrap from the battery before using the PRO L2 Laser.

The CR2-3v battery can be used with PRO L2.
Batteries can be purchased from local hardware stores or online.

Technical Data

Measuring Distance: **700 Yards**

Magnification: **x6**

Field of View: **122m (7° of field of view)**

Objective Lens: **25mm**

Eyepiece Lens: **12mm**

Exit Pupil Diameter: **3.9mm**

Laser Type: **905nm, Class 1**

Lens Coating: **Fully Multi-Coated**

Battery: **CR2-3v**

Measuring Time: **0.5-1sec**

Measurement Accuracy: **+/- 1yd**

Water Resistant: **Shower proof**

Features: **Adaptive Slope Technology**

Target-Lock Vibration

Rapid-Fire Detection

Cart Magnet

PRO L2 Includes

1 x Shot Scope PRO L2 Rangefinder

1 x Carabiner

1 x Premium carrying case

1 x Cleaning cloth

1 x CR2-3v battery

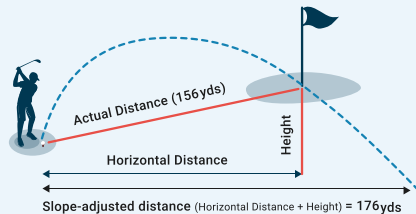


Slope

Adaptive Slope technology

Shot Scope's Adaptive Slope technology provides the golfer with a compensated distance based on a hole's uphill or downhill gradient. **For example:** A 156 yard uphill shot of 7 degrees actually plays as 176 yards. Without Adaptive Slope technology your approach shot would come up 20 yards short.


**156 yards
+ 7 Degree uphill**
= your 156 yard shot
is actually 176 yards



Turn slope on/off

Slide the slope indicator switch on the side of the rangefinder forwards or backwards to turn slope on and off. This product is legal for tournament play when slope mode is disabled.

Slope is activated when green is visible.
Slope is turned off when green is not visible.



Cart Magnet

Built-in cart magnet

Attach the PRO L2 to your cart with the extra strong magnet on the right-hand side of the rangefinder. The magnet makes it quick and easy to get a distance when riding in a golf cart!




Support

Join the Facebook community group

Interact with other Shot Scope users, get product tips and ask questions about all things Shot Scope.

Facebook group:



Customer support

Have a product question? Contact our friendly team of expert golfers who will aim to respond within 2 working days.

Support website:



support@shotscope.com

Product Care and Safety

Looking after your rangefinder

- Avoid touching the lens when possible. If the lens becomes dirty, please wipe gently with the cleaning cloth provided.
- Avoid collision or heavy pressure when carrying or using the rangefinder, keep away from heat or corrosives.
- Keep the product away from moisture during storage. Please keep it in a dry, cool, ventilated place, avoiding direct sunlight, dust and temperature shock.
- If the rangefinder comes into direct and prolonged contact with chemicals or sunscreen its appearance may be altered.

Factors affecting the distance measurement and accuracy

Laser reflection:

The rangefinder measures the distance based on the time it takes the laser beam to travel to the target and back. The larger the target or lighter the surface the more accurate the measurement will be.

Influence of glare:

The rangefinder applies 905nm laser, which is the same as the sunlight 905 band wavelength. If the sunlight is very bright and glaring, it can interfere with the light returning and reduce the measurement distance.

Rain and fog:

Adverse weather such as rain and fog may affect the laser ray path. This could lead to a measurement error.

Warning

- Do not stare into the laser beam.
- Do not aim directly at the sun. Eyes can be permanently damaged by looking into the sun with this device and it can cause permanent damage to components inside the device.
- Keep the rangefinder away from direct sunlight.
- Do not expose the device to extremely high or low temperatures. Temperature range: -10°C to 60°C.
- If the device shows any type of damage, such as bulging, swelling or disfigurement. discontinue use immediately and contact support@shotscope.com
- Do not attempt to disassemble, modify, re-manufacture or damage the device. Please send to Shot Scope Technologies Ltd for repair.
- Avoid extreme shock and harsh treatment, as it can degrade the life of the device.
- Do not spray any chemicals on the device in an attempt to clean. Only use a damp cloth or paper towel with water to clean the device.

This product is legal for tournament play when slope mode is disabled.

Shot Scope Technologies Ltd
Unit 27, Castlebrae Business Centre, 40 Peffer Place, Edinburgh EH16 4BB
United Kingdom

Go to www.shotscope.com/legal/ for the latest terms and conditions, returns and privacy policies.

Warranty and Legal Information

FOR CONSUMERS PROTECTED BY CONSUMER PROTECTION LAWS OR REGULATIONS IN THEIR COUNTRY OF PURCHASE. THE BENEFITS CONFERRED BY THIS LIMITED WARRANTY ARE IN ADDITION TO ALL RIGHTS CONVEYED BY SUCH CONSUMER PROTECTION LAWS AND REGULATIONS.

Shot Scope Technologies Ltd products are warranted to be free from defects in materials, components and workmanship through normal use. The Warranty Period begins on the date of purchase from Shot Scope Technologies Ltd and lasts for a period of (24) months for a new product.

If a defect in material, component or workmanship is discovered within the Warranty Period you must notify Shot Scope Technologies Ltd in writing. In no event shall such notifications be received by Shot Scope Technologies Ltd later than 14 days after the expiration of the Warranty Period. Shot Scope Technologies Ltd will, at its sole option, repair or replace any materials or components that fail in normal use. Such repairs or replacement will be made at no charge to the customer for parts or labour, provided that the customer shall be responsible for any shipping and transportation cost. All returns must be shipped to Shot Scope Technologies Ltd service centre for assessment prior to repair or replacement.

Shot Scope Technologies Ltd retains the exclusive right to repair or replace (with a new or newly-overhauled replacement product) the device or software or offer a full refund of the purchase price at its sole discretion. SUCH REMEDY SHALL BE YOUR SOLE AND EXCLUSIVE REMEDY FOR ANY BREACH OF WARRANTY.

Contact support@shotscope.com for a returns form and further instructions. A copy of the original sales receipt is required as the proof of purchase for warranty services. The customer is responsible for all shipping and transportation costs, for shipping details contact Shot Scope Technologies Ltd.

EXCLUSIONS AND LIMITATIONS

This limited warranty extends only to products purchased from Shot Scope Technologies Ltd or an authorized reseller.

This warranty does not apply to: (i) cosmetic damage such as scratches and dents; (ii) consumable parts, such as batteries, unless product damage has occurred due to a defect in materials, component or workmanship; (iii) damage caused by accident, abuse, water, flood, fire, or other acts of nature or external causes; (iv) damage caused by service performed by anyone who is not an authorized service provider of Shot Scope Technologies Ltd; (v) damage to a product that has been modified or altered without written permission of Shot Scope Technologies Ltd; or (vi) damage to a product that has been not been charged or powered in accordance with the charging and powering instructions provided by Shot Scope Technologies Ltd; (vii) the product is supplied or licensed for beta, evaluation, testing or demonstration purposes for which Shot Scope Technologies Ltd does not charge a purchase price.

TO THE MAXIMUM EXTENT PERMITTED BY APPLICABLE LAW

All software and services provided by Shot Scope Technologies Ltd, including factory loaded software is provided "AS IS" without warranty of any kind. Without limiting the foregoing, Shot Scope Technologies Ltd does not warrant that the operation of the product, software or services will be error free. Shot Scope Technologies Ltd does not warrant that any equipment, system or network that the product software or services are used in conjunction with will be error free.

TO THE EXTENT NOT PROHIBITED BY APPLICABLE LAW

All implied warranties and conditions of merchantability, satisfactory quality or fitness for a particular purpose are limited to the duration of the warranty period. All other express or implied conditions, representations and warranties, including but not limited to any implied warranty of non-infringement are disclaimed.

To the extent not prohibited by applicable law, in no event will Shot Scope Technologies Ltd be liable for: (i) lost or erased data in connection with repair or replacement of a device; (ii) loss of revenue or profit; (iii) loss of the ability to use third party products or services; (iv) or for special, indirect, consequential, incidental or punitive damages, regardless of the theory of liability (including negligence). In the event where Shot Scope Technologies Ltd has been advised of the possibility of damages. To the extent not prohibited by applicable law, in no event will Shot Scope Technologies Ltd liability exceed the amount paid by you the consumer for the product.

Unless modified in writing by Shot Scope Technologies Ltd this limited warranty is understood to be the complete and exclusive agreement between you and Shot Scope Technologies Ltd. Superseding all prior agreements, oral or written, and all other communications between you and Shot Scope Technologies Ltd. No Shot Scope Technologies Ltd employee, agent or reseller is authorized to make any verbal or written modification, extension or addition to this limited warranty.

ONLINE AUCTION PURCHASES

Products purchased through online auctions are not eligible for warranty coverage. Online auction confirmations are not accepted for warranty verification. To obtain warranty services, an original or copy of the sales receipt from the original retailer is required.

TECHNICAL SUPPORT

This limited warranty is neither a service nor a support contract. Answers to technical support questions can be found at: support.shotscope.com



Products intended for sale within the European Union are marked with a (CE) mark which indicates compliance to applicable directives and European norms (EN) as follows.



Products intended for sale within the United Kingdom are marked with a (UKCA) mark which indicates compliance to applicable directives.