



YOUR **SHOT SCOPE** GUIDE

CONTENTS

GETTING STARTED	2
SETTING UP YOUR TAGS	3
HOW TO WEAR	4
SWITCHING ON	5
YOUR SHOTSCOPE	6
PINCOLLECT	7
BLUETOOTH PAIRING	8
HOW TO UPLOAD DATA	9
SHOTSCOPE CARE	10
LEGAL	11-20
CONTACT US	20

GETTING STARTED



BEFORE YOU START PLAYING, IT IS A GOOD IDEA TO CHARGE YOUR NEW SHOT SCOPE:

SHOT SCOPE CAN BE CHARGED FROM ANY USB PORT OR USB-COMPLIANT WALL CHARGER.


1. WHILST CHARGING YOUR SHOT SCOPE USING THE SUPPLIED MICRO-USB CABLE, THE CENTRAL LIGHT WILL FLASH AND REMAIN SOLID WHEN FULLY CHARGED. CHARGING SHOULD TAKE TWO HOURS ON AN USB COMPLIANT CHARGER.

2. DOWNLOAD AND INSTALL THE SHOT SCOPE APPLICATION FROM:

WWW.SHOTSCOPE.COM/GETSTARTED

3. DOWNLOAD THE FREE MOBILE APP FROM THE APP STORE OR FROM GOOGLE PLAY.

SETTING UP YOUR TAGS



ROTATE THE TAG CLOCKWISE. A SLIGHT DOWNWARD FORCE SHOULD BE APPLIED.

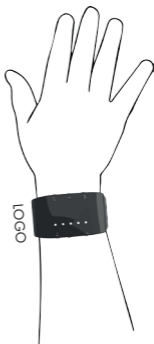
YOU HAVE 20 TAGS WITH UNIQUE MARKINGS. MATCH THE APPROPRIATE TAGS WITH THE GOLF CLUB; IE THE D TAG SCREWS INTO YOUR DRIVER. ONLY THE P TAG SHOULD BE USED WITH THE PUTTER.

THERE ARE 4 'SPARE' TAGS MARKED X1, X2, X3 AND X4, THESE SHOULD BE USED FOR CLUBS SUCH AS A 7 WOOD OR A SPARE DRIVER.

HOW TO WEAR



RIGHT HANDED GOLFER



LEFT HANDED GOLFER

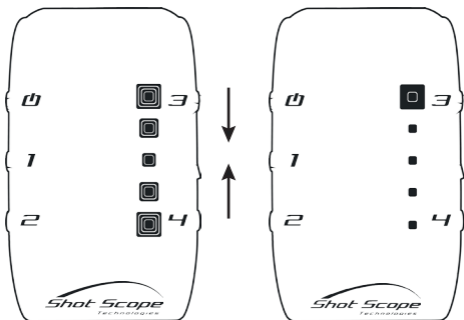
THE SHOT SCOPE TECHNOLOGIES LOGO SHOULD ALWAYS FACE THE GOLFER. A RIGHT-HANDED GOLFER MUST WEAR THE WRISTBAND ON THEIR LEFT HAND AND A LEFT-HANDED GOLFER MUST WEAR THE WRISTBAND ON THEIR RIGHT HAND. THIS IS TYPICALLY THE HAND YOUR GLOVE IS WORN ON.

BY DEFAULT, THE WRISTBAND IS CONFIGURED FOR RIGHT HAND PLAYERS. TO CHANGE THE HAND SETTINGS:

CONNECT SHOT SCOPE TO YOUR COMPUTER > LOG IN TO DESKTOP APP > ADVANCED MENU  > CHANGE HAND SETTING.

THE SAME CAN BE DONE FROM THE MOBILE APPS.

SWITCHING ON



SEARCHING FOR A GPS FIX

LEDS WILL FLASH FROM THE OUTSIDE TOWARDS THE CENTRE.

FOUND A GPS FIX

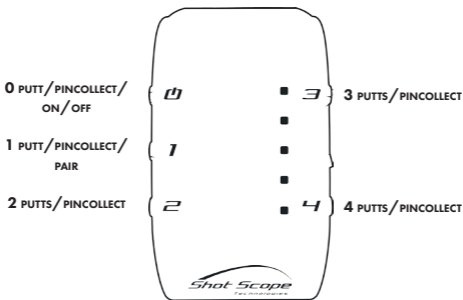
A SINGLE LED WILL REMAIN ON.

WHEN SWITCHING ON FOR THE FIRST TIME THE LEDS WILL FLASH REPEATEDLY UNTIL A GPS FIX IS LOCATED (FIG.1). THIS CAN TAKE 10 MINUTES ON FIRST POWER UP, BUT 2/3 MINUTES FOR SUBSEQUENT POWER UPS.

WHEN A GPS FIX IS LOCATED THE BAND WILL LIGHT A SINGLE LED (FIG.2).

BEST PRACTICE: SWITCH YOUR SHOT SCOPE ON 2/3 MINUTES BEFORE YOU TEE OFF. IF YOU ENTER A BUILDING/HALFWAY HOUSE CHECK YOU HAVE NOT LOST GPS SIGNAL.

YOUR SHOT SCOPE



TO OPERATE SHOT SCOPE:

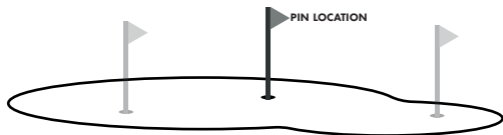
- 0** HOLD FOR FIVE SECONDS TO TURN ON/OFF.
- 1** HOLD FOR FIVE SECONDS TO PAIR WITH SMARTPHONE.

BUTTONS SERVE TWO OTHER PURPOSES:

- RECORD NO. OF PUTTS FOR EACH HOLE (0-4).
- ACTIVATE PINCOLLECT (SEE NEXT PAGE).

AT THE END OF EACH HOLE, ONE BUTTON SHOULD BE PRESSED.

PINCOLLECT



PINCOLLECT LOCATES THE POSITION OF THE PIN, PROVIDING A WIDER AND MORE ACCURATE RANGE OF STATISTICS.

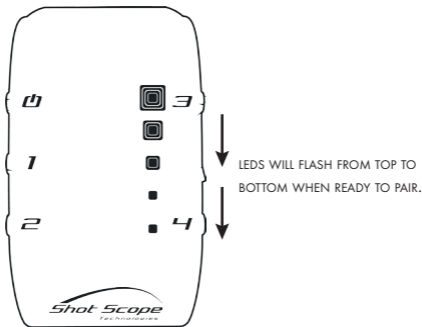
TO RECORD THE LOCATION OF THE PIN ON THE GREEN YOU WILL NEED TO RECOVER YOUR BALL FROM THE HOLE. THEN RECORD HOW MANY PUTTS YOU TOOK WITH THE BUTTONS ON THE WRISTBAND.

A SUCCESSFUL PINCOLLECT BUTTON PUSH RESULTS IN ALL THE LED LIGHTS FLASHING AT ONCE.

IF YOU FORGET TO CLICK THE PINCOLLECT BUTTON OVER THE PIN, YOU CAN CLICK THE NUMBER OF PUTTS PRIOR TO YOUR NEXT TEE SHOT OR ENTER THE INFO AT THE EDITING STAGE.

BLUETOOTH PAIRING

WITH YOUR SMARTPHONE



MAKE SURE YOUR SMARTPHONE HAS INTERNET ACCESS AND BLUETOOTH IS SWITCHED ON. CHECK THERE ARE NO OTHER UNPAIRED SHOT SCOPE WRISTBANDS IN THE AREA.

OPEN THE MOBILE APP, FOLLOW THE ON SCREEN INSTRUCTIONS TO PAIR. YOU WILL BE PROMPTED TO PRESS "BUTTON ONE" TO CONFIRM THE PAIRING.

THE APP WILL NOTIFY YOU ONCE A SUCCESSFUL PAIRING HAS TAKEN PLACE.

HOW TO UPLOAD DATA



EITHER CONNECT THE USB CABLE TO YOUR COMPUTER OR, USING BLUETOOTH, CONNECT TO YOUR SMARTPHONE.

THE DESKTOP OR MOBILE APP WILL THEN PROMPT YOU TO SYNC YOUR PERFORMANCE DATA.

ONCE THE SYNCING PROCESS IS COMPLETE, PERFORMANCE DATA WILL BE SHOWN IN YOUR SHOT SCOPE ACCOUNT.

SHOT SCOPE CARE

USE A DAMP CLOTH OR PAPER TOWEL TO CLEAN YOUR SHOT SCOPE WRISTBAND. DO NOT SPRAY WET CLEANERS DIRECTLY ONTO YOUR SHOT SCOPE WRISTBAND.

DO NOT EXPOSE YOUR SHOT SCOPE WRISTBAND TO EXTREMELY HIGH OR LOW TEMPERATURES.

DO NOT BRING YOUR SHOT SCOPE WRISTBAND INTO CONTACT WITH ANY SHARP OBJECTS. AS THIS COULD CAUSE SCRATCHES AND DAMAGE.

DO NOT ATTEMPT TO REPAIR, MODIFY OR DISASSEMBLE YOUR SHOT SCOPE WRISTBAND; IT DOES NOT CONTAIN ANY USER-SERVICEABLE COMPONENTS AND DOING SO WILL VOID THE WARRANTY.

USE THE SUPPLIED USB CABLE TO CHARGE THE SHOT SCOPE WRISTBAND WITH USB COMPLIANT PORTS.

IF YOUR SHOT SCOPE WRISTBAND BECOMES SUBMERGED IN A LIQUID OR A LIQUID COMES IN CONTACT WITH THE WRISTBAND, TURN THE WRISTBAND OFF, WIPE ANY EXCESS LIQUID FROM THE SURFACE OF THE WRISTBAND AND PLACE THE WRISTBAND IN A DRY AREA FOR 24 HOURS. IN MOST CASES THE WRISTBAND SHOULD POWER UP AND FUNCTION PROPERLY ONCE COMPLETELY DRY. IF THE WRISTBAND DOES NOT POWER UP AFTER FOLLOWING THESE STEPS CONTACT CUSTOMER SUPPORT IF YOUR WARRANTY PERIOD IS STILL ACTIVE.

SHOT SCOPE TECHNOLOGIES LTD

LIMITED WARRANTY & SAFETY INFORMATION

FOR CONSUMERS PROTECTED BY CONSUMER PROTECTION LAWS OR REGULATIONS IN THEIR COUNTRY OF PURCHASE. THE BENEFITS CONFERRED BY THIS LIMITED WARRANTY ARE IN ADDITION TO ALL RIGHTS AND REMEDIES CONVEYED BY SUCH CONSUMER PROTECTION LAWS AND REGULATIONS.

SHOT SCOPE TECHNOLOGIES LTD PRODUCTS ARE WARRANTED TO BE FREE FROM DEFECTS IN MATERIALS, COMPONENTS AND WORKMANSHIP THROUGH NORMAL USE. THE WARRANTY PERIOD BEGINS ON THE DATE OF PURCHASE FROM SHOT SCOPE TECHNOLOGIES LTD AND LASTS FOR A PERIOD OF (12) MONTHS FOR A NEW PRODUCT AND (90) DAYS FOR A REFURBISHED PRODUCT.

IF A DEFECT IN MATERIAL, COMPONENT OR WORKMANSHIP IS DISCOVERED WITHIN THE WARRANTY PERIOD YOU MUST NOTIFY SHOT SCOPE TECHNOLOGIES LTD IN WRITING. IN NO EVENT SHALL SUCH NOTIFICATIONS BE RECEIVED BY SHOT SCOPE TECHNOLOGIES LTD LATER THAN 14 DAYS AFTER THE EXPIRATION OF THE WARRANTY PERIOD. SHOT SCOPE TECHNOLOGIES LTD WILL, AT ITS SOLE OPTION, REPAIR OR REPLACE ANY MATERIALS OR COMPONENTS THAT FAIL IN NORMAL USE. SUCH REPAIRS OR REPLACEMENT WILL BE MADE AT NO CHARGE TO THE CUSTOMER FOR PARTS OR LABOUR, PROVIDED THAT THE CUSTOMER SHALL BE RESPONSIBLE FOR ANY SHIPPING AND TRANSPORTATION COST. ALL RETURNS MUST BE SHIPPED TO SHOT SCOPE TECHNOLOGIES LTD SERVICE CENTRE FOR ASSESSMENT PRIOR TO REPAIR OR REPLACEMENT.

THE PRODUCT IS INTENDED TO BE USED ONLY AS A PERFORMANCE TRACKING DEVICE FOR SPORT AND MUST NOT BE USED FOR ANY OTHER PURPOSE REQUIRING PRECISE MEASUREMENT OF DIRECTION, DISTANCE, LOCATION OR TOPOGRAPHY. SHOT SCOPE TECHNOLOGIES LTD MAKES NO WARRANTY AS TO THE ACCURACY OR COMPLETENESS OF MAP DATA IN THIS PRODUCT.

SHOT SCOPE TECHNOLOGIES LTD RETAINS THE EXCLUSIVE RIGHT TO REPAIR OR REPLACE (WITH A NEW OR NEWLY-OVERHAULED REPLACEMENT PRODUCT) THE DEVICE OR SOFTWARE OR OFFER A FULL REFUND OF THE PURCHASE PRICE AT ITS SOLE DISCRETION. SUCH REMEDY SHALL BE YOUR SOLE AND EXCLUSIVE REMEDY FOR ANY BREACH OF WARRANTY. TO OBTAIN WARRANTY SERVICE, CONTACT YOUR AUTHORIZED RETAILER WHERE PURCHASE OCCURRED OR RETURN TO SHOT SCOPE TECHNOLOGIES LTD. SECURELY PACK THE DEVICE AND COPY OF THE ORIGINAL SALES RECEIPT, WHICH IS REQUIRED AS THE PROOF OF PURCHASE FOR WARRANTY SERVICES AND SHIP TO SHOT SCOPE TECHNOLOGIES LTD. THE CUSTOMER IS RESPONSIBLE FOR ALL SHIPPING AND TRANSPORTATION COSTS. FOR SHIPPING DETAILS CONTACT SHOT SCOPE TECHNOLOGIES LTD.

EXCLUSIONS AND LIMITATIONS

THIS LIMITED WARRANTY EXTENDS ONLY TO PRODUCTS PURCHASED FROM SHOT SCOPE TECHNOLOGIES LTD OR AN AUTHORIZED RESELLER.

THIS WARRANTY DOES NOT APPLY TO: (I) COSMETIC DAMAGE SUCH AS SCRATCHES, NICKS AND DENTS; (II) CONSUMABLE PARTS, SUCH AS BATTERIES, UNLESS PRODUCT DAMAGE HAS OCCURRED DUE TO A DEFECT IN MATERIALS, COMPONENT OR WORKMANSHIP; (III) DAMAGE CAUSED BY ACCIDENT, ABUSE, WATER, FLOOD, FIRE, OR OTHER ACTS OF NATURE OR EXTERNAL CAUSES; (IV) DAMAGE CAUSED BY SERVICE PERFORMED BY ANYONE WHO IS NOT AN AUTHORIZED SERVICE PROVIDER OF SHOT SCOPE TECHNOLOGIES

LTD; (V) DAMAGE TO A PRODUCT THAT HAS BEEN MODIFIED OR ALTERED WITHOUT WRITTEN PERMISSION OF SHOT SCOPE TECHNOLOGIES LTD; OR (VI) DAMAGE TO A PRODUCT THAT HAS BEEN NOT BEEN CHARGED OR POWERED IN ACCORDANCE WITH THE CHARGING AND POWERING INSTRUCTIONS PROVIDED BY SHOT SCOPE TECHNOLOGIES LTD; (VII) THE SERIAL NUMBER ON THE PRODUCT HAS BEEN ALTERED, DEFACTED, OR REMOVED; (VIII) THE PRODUCT IS SUPPLIED OR LICENSED FOR BETA, EVALUATION, TESTING OR DEMONSTRATION PURPOSES FOR WHICH SHOT SCOPE TECHNOLOGIES LTD DOES NOT CHARGE A PURCHASE PRICE OR LICENSE FEE.

TO THE MAXIMUM EXTENT PERMITTED BY APPLICABLE LAW.

ALL SOFTWARE AND SERVICES PROVIDED BY SHOT SCOPE TECHNOLOGIES LTD, INCLUDING FACTORY LOADED SOFTWARE IS PROVIDED "AS IS" WITHOUT WARRANTY OF ANY KIND. WITHOUT LIMITING THE FOREGOING, SHOT SCOPE TECHNOLOGIES LTD DOES NOT WARRANT THAT THE OPERATION OF THE PRODUCT, SOFTWARE OR SERVICES WILL BE ERROR FREE. SHOT SCOPE TECHNOLOGIES LTD DOES NOT WARRANT THAT ANY EQUIPMENT, SYSTEM OR NETWORK THAT THE PRODUCT SOFTWARE OR SERVICES ARE USED IN CONJUNCTION WITH WILL BE ERROR FREE.

TO THE EXTENT NOT PROHIBITED BY APPLICABLE LAW, ALL IMPLIED WARRANTIES AND CONDITIONS OF MERCHANTABILITY, SATISFACTORY QUALITY OR FITNESS FOR A PARTICULAR PURPOSE ARE LIMITED TO THE DURATION OF THE WARRANTY PERIOD. ALL OTHER EXPRESS OR IMPLIED CONDITIONS, REPRESENTATIONS AND WARRANTIES, INCLUDING BUT NOT LIMITED TO ANY IMPLIED WARRANTY OF NON-INFRINGEMENT ARE DISCLAIMED.

TO THE EXTENT NOT PROHIBITED BY APPLICABLE LAW, IN NO EVENT WILL SHOT SCOPE TECHNOLOGIES LTD BE LIABLE FOR; (I) LOST OR ERASED DATA IN CONNECTION WITH REPAIR OR REPLACEMENT OF A DEVICE; (II) LOSS OF REVENUE OR PROFIT; (III) LOSS OF THE ABILITY TO USE THIRD PARTY PRODUCTS OR SERVICES; (IV) OR FOR

SPECIAL, INDIRECT, CONSEQUENTIAL, INCIDENTAL OR PUNITIVE DAMAGES, REGARDLESS OF THE THEORY OF LIABILITY (INCLUDING NEGLIGENCE). IN THE EVENT WHERE SHOT SCOPE TECHNOLOGIES LTD HAS BEEN ADVISED OF THE POSSIBILITY OF DAMAGES. TO THE EXTENT NOT PROHIBITED BY APPLICABLE LAW, IN NO EVENT WILL SHOT SCOPE TECHNOLOGIES LTD LIABILITY EXCEED THE AMOUNT PAID BY YOU THE CONSUMER FOR THE PRODUCT.

UNLESS MODIFIED IN WRITING BY SHOT SCOPE TECHNOLOGIES LTD THIS LIMITED WARRANTY IS UNDERSTOOD TO BE THE COMPLETE AND EXCLUSIVE AGREEMENT BETWEEN YOU AND SHOT SCOPE TECHNOLOGIES LTD. SUPERSEDING ALL PRIOR AGREEMENTS, ORAL OR WRITTEN, AND ALL OTHER COMMUNICATIONS BETWEEN YOU AND SHOT SCOPE TECHNOLOGIES LTD. NO SHOT SCOPE TECHNOLOGIES LTD EMPLOYEE, AGENT OR RESELLER IS AUTHORIZED TO MAKE ANY VERBAL OR WRITTEN MODIFICATION, EXTENSION OR ADDITION TO THIS LIMITED WARRANTY.

ONLINE AUCTION PURCHASES.

PRODUCTS PURCHASED THROUGH ONLINE AUCTIONS ARE NOT ELIGIBLE FOR WARRANTY COVERAGE. ONLINE AUCTION CONFIRMATIONS ARE NOT ACCEPTED FOR WARRANTY VERIFICATION. TO OBTAIN WARRANTY SERVICES, AN ORIGINAL OR COPY OF THE SALES RECEIPT FROM THE ORIGINAL RETAILER IS REQUIRED.

SHOT SCOPE TECHNOLOGIES LTD WILL NOT REPLACE MISSING COMPONENTS FROM ANY PACKAGE PURCHASED THROUGH AN ONLINE AUCTION.

TECHNICAL SUPPORT

THIS LIMITED WARRANTY IS NEITHER A SERVICE NOR A SUPPORT CONTRACT. ANSWERS TO TECHNICAL SUPPORT QUESTIONS CAN BE FOUND AT:

SUPPORT.SHOTSCOPE.COM

SAFETY INFORMATION & HEALTH WARNINGS

FOR YOUR PERSONAL SAFETY AND TO AVOID DAMAGE TO DEVICE FOLLOW SAFETY INFORMATION GUIDELINES DETAILED BELOW. FAILURE TO AVOID THE FOLLOWING POTENTIALLY HAZARDOUS SITUATIONS COULD RESULT IN SERIOUS INJURY:

- ALWAYS CONSULT YOUR PHYSICIAN/DOCTOR BEFORE BEGINNING OR MODIFYING ANY EXERCISE PROGRAM. IF YOU HAVE A PACEMAKER OR OTHER IMPLANTED ELECTRONICS DEVICE, CONSULT YOUR PHYSICIAN/DOCTOR BEFORE USING ANY ELECTRONIC DEVICES FROM SHOT SCOPE TECHNOLOGIES LTD.
- DO NOT CLEAN OR WEAR THE DEVICE WHEN YOU ARE CHARGING IT. ALWAYS UNPLUG THE DEVICE FIRST BEFORE CLEANING IT.
- DO NOT EXPOSE THE DEVICE OR ANY OTHER ELECTRONICS PRODUCT USED TO CHARGE THE DEVICE TO LIQUID, MOISTURE, HUMIDITY, OR RAIN WHILST CHARGING THE DEVICE. EXPOSURE TO WATER OR MOISTURE DURING CHARGING COULD RESULT IN DAMAGE TO THE ELECTRONICS CIRCUITS AND MAY RESULT IN FAILURE OR EXPLOSION.
- DO NOT PULL OR APPLY EXCESSIVE STRAIN OR FORCE ON EITHER THE WRISTBAND OR THE STRAP. DAMAGE TO THE WRISTBAND STRAP MAY CAUSE DAMAGE TO INTERNAL ELECTRONIC CIRCUITS.
- ONLY USE THE DEVICE AS DETAILED IN THIS USER MANUAL.

BATTERY WARNINGS

IF THESE GUIDELINES ARE NOT FOLLOWED, THE INTERNAL LITHIUM-ION BATTERY MAY EXPERIENCE A SHORTENED LIFE SPAN OR MAY PRESENT A RISK OF DAMAGE TO THE DEVICE, FIRE, CHEMICAL BURN, ELECTROLYTE LEAK, AND/OR INJURY.

- DO NOT CHARGE OR USE THE UNIT IN A CAR OR SIMILAR PLACE WHERE THE INSIDE TEMPERATURE MAY BE OVER 75 DEGREES CELSIUS (167°F)
- DO NOT LEAVE THE DEVICE EXPOSED TO A HEAT SOURCE OR IN A HIGH TEMPERATURE LOCATION, SUCH AS IN THE SUN OR IN AN UNATTENDED VEHICLE. TO PREVENT DAMAGE, REMOVE THE

DEVICE FROM THE VEHICLE OR STORE IT OUT OF DIRECT SUNLIGHT, SUCH AS IN THE GLOVE BOX.

- DO NOT DISASSEMBLE, MODIFY, RE-MANUFACTURE, PUNCTURE OR DAMAGE THE DEVICE.
- DO NOT SHORT CIRCUIT THE BATTERY OR DEVICE BY BRINGING THE TERMINALS IN CONTACT WITH METAL OR ANOTHER OBJECT. THIS COULD CAUSE PERSONAL INJURY, EXPLOSION OR FIRE.
- DO NOT IMMERSE OR EXPOSE THE DEVICE TO WATER, OTHER LIQUIDS, FIRE, EXPLOSION, OR ANY OTHER HAZARD.
- DO NOT SHOCK THE BATTERY BY DROPPING OR THROWING IT.
- DO NOT OPERATE THE DEVICE OUTSIDE OF THE TEMPERATURE RANGES SPECIFIED IN THE ENVIRONMENTAL SPECIFICATIONS IN THIS MANUAL.
- IF THE DEVICE OR BATTERY SHOWS ANY TYPE OF DAMAGE, SUCH AS BULGING, SWELLING OR DISFIGUREMENT. DISCONTINUE USE IMMEDIATELY AND CONTACT SHOT SCOPE TECHNOLOGIES LTD.
- KEEP ANY EXPOSED BATTERY OUT OF REACH OF INFANTS OR SMALL CHILDREN.

CARE GUIDELINES

- AVOID EXTREME SHOCK AND HARSH TREATMENT, BECAUSE IT CAN DEGRADE THE LIFE OF THE DEVICE.
- ONLY USE A DAMP CLOTH OR PAPER TOWEL WITH WATER TO CLEAN THE DEVICE. DO NOT SPRAY WITH ANY CHEMICALS TO CLEAN THE DEVICE.
- DO NOT EXPOSE THE DEVICE TO EXTREMELY HIGH OR LOW TEMPERATURES.
- DO NOT BRING THE DEVICE INTO CONTACT WITH ANY SHARP OBJECTS. THIS COULD CAUSE DAMAGE OR SCRATCHES.
- DO NOT ATTEMPT TO REPAIR, MODIFY OR DISASSEMBLE THE DEVICE.
- IF THE DEVICE BECOMES SUBMERGED IN A LIQUID, TURN THE DEVICE OFF, WIPE EXCESS LIQUID FROM THE SURFACE OF THE DEVICE AND PLACE THE DEVICE IN A DRY AREA FOR 24 HOURS. IN MOST CASES THE DEVICE SHOULD POWER UP AND FUNCTION

PROPERLY ONCE COMPLETELY DRIED.

POWER SPECIFICATIONS

BATTERY LIFE: 8.5 HOURS PLAYING GOLF

CHARGING: 5V MICRO USB

BATTERY

THE DEVICE HAS AN INTERNAL LITHIUM POLYMER RECHARGEABLE BATTERY. THE BATTERY SHOULD ONLY BE REPLACED BY AUTHORIZED SHOT SCOPE TECHNOLOGIES LTD APPROVED PERSONAL. A USER SHOULD NEVER ATTEMPT TO REPLACE THE BATTERY.

TEMPERATURE SPECIFICATIONS

OPERATING TEMPERATURE: -10°C TO 60°C (14°F TO 140°F)

CHARGING TEMPERATURE: 5°C TO 60°C (41°F TO 140°F)

STORAGE TEMPERATURE: -25°C TO 40°C (-13°F TO 104°F)

PRODUCT DISPOSAL

DISPOSE OF THE SHOT SCOPE DEVICE, BATTERY AND PACKAGING IN THE ACCORDANCE WITH LOCAL REGULATIONS. DO NOT DISPOSE OF THE BATTERY WITH REGULAR HOUSEHOLD WASTE.

FEDERAL COMMUNICATIONS COMMISSION (FCC) STATEMENT

THIS EQUIPMENT RADIATES RADIO FREQUENCY ENERGY AND IF NOT USED PROPERLY – THAT IS, IN STRICT ACCORDANCE WITH THE INSTRUCTIONS IN THIS MANUAL – MAY CAUSE INTERFERENCE TO RADIO COMMUNICATIONS AND TELEVISION RECEPTION.

OPERATION IS SUBJECT TO THE FOLLOWING TWO CONDITIONS: (1) THIS DEVICE MAY NOT CAUSE HARMFUL INTERFERENCE AND (2) THIS DEVICE MUST ACCEPT ANY INTERFERENCE THAT MAY CAUSE UNDESIRE OPERATION OF THE DEVICE.

THIS DEVICE HAS BEEN TESTED AND FOUND TO COMPLY WITH THE

LIMITS FOR A CLASS B DIGITAL DEVICE, PURSUANT TO PART 15 OF THE FCC RULES. THESE LIMITS ARE DESIGNED TO PROVIDE REASONABLE PROTECTION AGAINST HARMFUL INTERFERENCE IN A RESIDENTIAL INSTALLATION. THIS EQUIPMENT GENERATES, USES AND CAN RADIATE RADIO FREQUENCY ENERGY AND, IF NOT INSTALLED AND USED IN ACCORDANCE WITH THE INSTRUCTIONS, MAY CAUSE HARMFUL INTERFERENCE TO RADIO COMMUNICATION. HOWEVER, THERE IS NO GUARANTEE THAT INTERFERENCE WILL NOT OCCUR IN A PARTICULAR INSTALLATION. IF THIS EQUIPMENT DOES CAUSE HARMFUL INTERFERENCE TO RADIO OR TELEVISION RECEPTION, WHICH CAN BE DETERMINED BY TURNING THE EQUIPMENT OFF AND ON, THE USER IS ENCOURAGED TO TRY TO CORRECT THE INTERFERENCE BY ONE OR MORE OF THE FOLLOWING MEASURES:

- REORIENT OR RELOCATE THE RECEIVING ANTENNA.
- INCREASE THE SEPARATION BETWEEN THE EQUIPMENT AND RECEIVER.
- CONNECT THE EQUIPMENT INTO AN OUTLET ON A CIRCUIT DIFFERENT FROM THAT TO WHICH THE RECEIVER IS CONNECTED.
- CONSULT THE DEALER OR AN EXPERIENCED RADIO/TV TECHNICIAN FOR HELP.

CHANGES OR MODIFICATIONS NOT EXPRESSLY APPROVED BY THE PARTY RESPONSIBLE FOR COMPLIANCE COULD VOID THE USER'S AUTHORITY TO OPERATE THE EQUIPMENT.

FCC ID: 2AHWR - SS01

CONTAINS FCC ID: 2AHWR - SS02

CE MARKING & EUROPEAN UNION COMPLIANCE

CE 2200

PRODUCTS INTENDED FOR SALE WITHIN THE EUROPEAN UNION ARE MARKED WITH A CE MARK WHICH INDICATES COMPLIANCE TO APPLICABLE DIRECTIVES AND EUROPEAN NORMS (EN) AS FOLLOWS.

APPLICABLE DIRECTIVES

RTT&E: 1999/5/EC

EMC DIRECTIVE: 2004/108/EC

ROHS DIRECTIVE: 2011/65/EC

WEEE: 2012/19/EC

SOFTWARE LICENSE AGREEMENT

BY USING THE DEVICE, YOU AGREE TO BE BOUND BY THE TERMS OF THE FOLLOWING SOFTWARE LICENSE AGREEMENT. PLEASE READ THIS AGREEMENT CAREFULLY. SHOT SCOPE TECHNOLOGIES LTD GRANT YOU THE USER A LIMITED LICENSE TO USE THE SOFTWARE EMBEDDED IN THIS DEVICE (THE "SOFTWARE") IN BINARY EXECUTABLE FORM IN THE NORMAL OPERATION OF THE DEVICE & PRODUCT. TITLE, OWNERSHIP RIGHTS, AND INTELLECTUAL PROPERTY RIGHTS IN AND TO THE SOFTWARE REMAIN WITH SHOT SCOPE TECHNOLOGIES LTD. YOU ACKNOWLEDGE THAT THE SOFTWARE IS THE PROPERTY OF SHOT SCOPE TECHNOLOGIES LTD AND IS PROTECTED UNDER INTERNATIONAL COPYRIGHT TREATIES. YOU FURTHER ACKNOWLEDGE THAT THE STRUCTURE, ORGANIZATION, AND CODE OF THE SOFTWARE, FOR WHICH SOURCE CODE IS NOT PROVIDED, ARE VALUABLE TRADE SECRETS OF SHOT SCOPE TECHNOLOGIES LTD. YOU AGREE NOT TO DECOMPILE, DISASSEMBLE, MODIFY, REVERSE ASSEMBLE, REVERSE ENGINEER, OR REDUCE TO HUMAN READABLE FORM THE SOFTWARE OR ANY PART THEREOF OR CREATE ANY DERIVATIVE WORKS BASED ON THE SOFTWARE.

CONTACT US

IF YOU REQUIRE ANY FURTHER ASSISTANCE OR WOULD LIKE TO FIND OUT MORE INFORMATION OR FOR OUR ONLINE HELP GUIDE:

WEBSITE: [SUPPORT.SHOTSCOPE.COM](https://support.shotscope.com)

EMAIL: [SUPPORT@SHOTSCOPE.COM](mailto:support@shotscope.com)

YOU CAN ALSO FIND SHOTSCOPE ON:

FACEBOOK: SHOTSCOPE

TWITTER: @SHOTSCOPE

INSTAGRAM: @SHOT_SCOPE