Shot Scope

Example

The Caddie

Redlibbets Golf and Country Club | par 72 | 30 complete rounds

Your record, hole by hole, where each hole is won and lost, and a one-page guide to take round

EXAMPLE REPORT: an invented golfer built from real rounds played by golfers at a 15 handicap. Not a real player.

REDLIBBETS GOLF AND COUNTRY CLUB

Redlibbets Golf and Country Club: your record

Par 72 on your card. 30 complete rounds, 2024 to 2026.

92.0
AVERAGE GROSS
+20.03 to par

+12
BEST ROUND TO PAR
84 on 2024-03-19

30
COMPLETE ROUNDS

540
HOLES PLAYED
includes part rounds

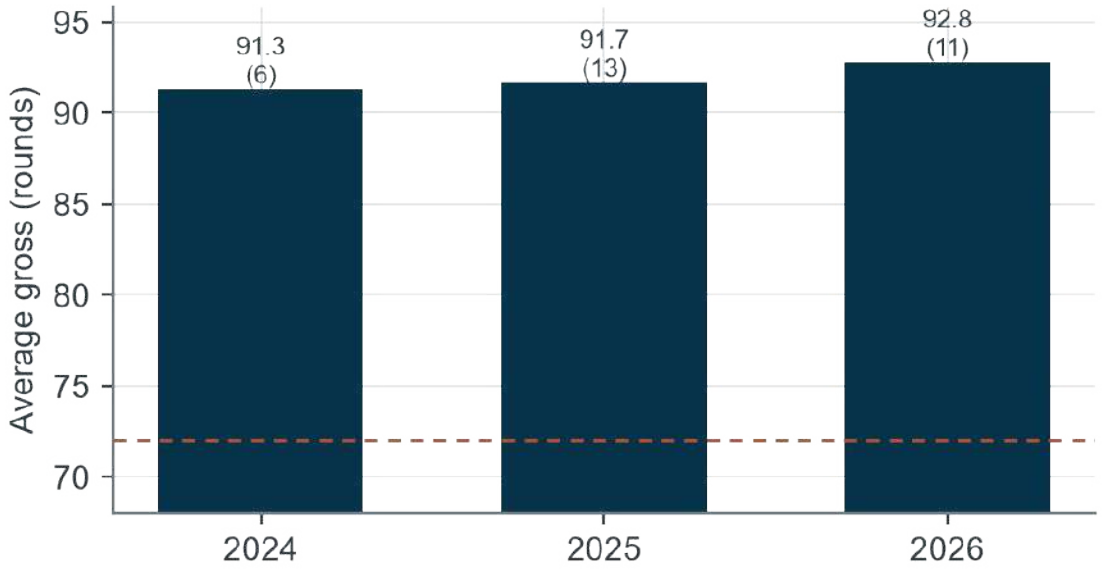

Season	Rounds	Avg gross	To par	Best	Putts
2024	6	91.3	+19.33	+12	33.3
2025	13	91.7	+19.69	+12	32.5
2026	11	92.8	+20.82	+16	31.1

Redlibbets Golf and Country Club: hole by hole

Your average to par on each hole. Green: your 5 easiest, red: your 5 hardest, blue: the rest.

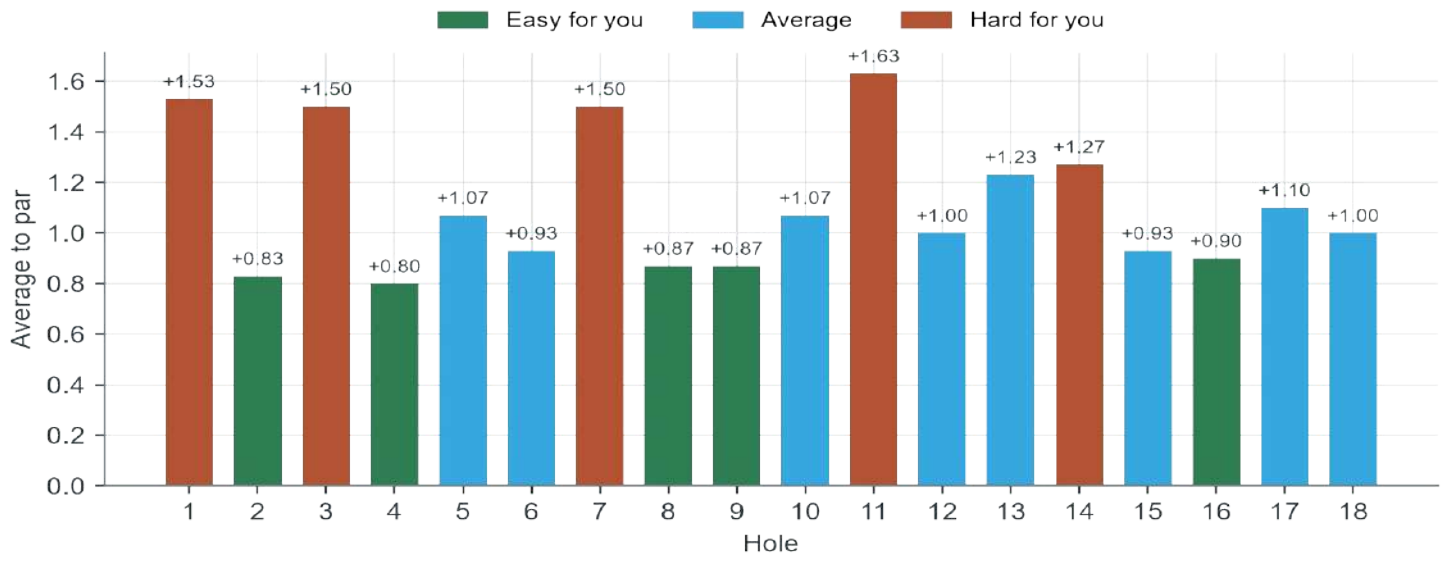

SUMMARY

- Scoring holes: the 4th, 2nd, 8th (+0.80, +0.83, +0.87).
- Hardest for you: the 11th, 1st, 3rd (+1.63, +1.53, +1.50).
- Yardage is the average as you played it. Plays include part rounds.

Hole	Par	Yds	Avg	Bird+	Dbl+	GIR	Plays
1	4	358	+1.53	0%	50%	13%	30
2	5	490	+0.83	3%	20%	23%	30
3	4	423	+1.50	3%	47%	3%	30
4	3	154	+0.80	0%	20%	27%	30
5	5	499	+1.07	3%	27%	13%	30
6	4	293	+0.93	3%	20%	30%	30
7	4	391	+1.50	3%	53%	7%	30
8	3	152	+0.87	3%	23%	33%	30
9	4	345	+0.87	3%	30%	33%	30
10	4	256	+1.07	0%	23%	37%	30
11	4	414	+1.63	0%	57%	3%	30
12	4	308	+1.00	0%	20%	20%	30
13	4	289	+1.23	3%	27%	30%	30
14	4	343	+1.27	0%	30%	7%	30
15	3	146	+0.93	3%	27%	27%	30
16	5	469	+0.90	7%	23%	40%	30
17	3	163	+1.10	0%	27%	17%	30
18	5	482	+1.00	10%	30%	17%	30

Redlibbets Golf and Country Club: where each hole is won and lost

Strokes gained per play by part of the game. Par 4s and 5s: what each tee shot result cost you. Par 3s: how many more shots a hole you take when you miss the green than when you hit it.

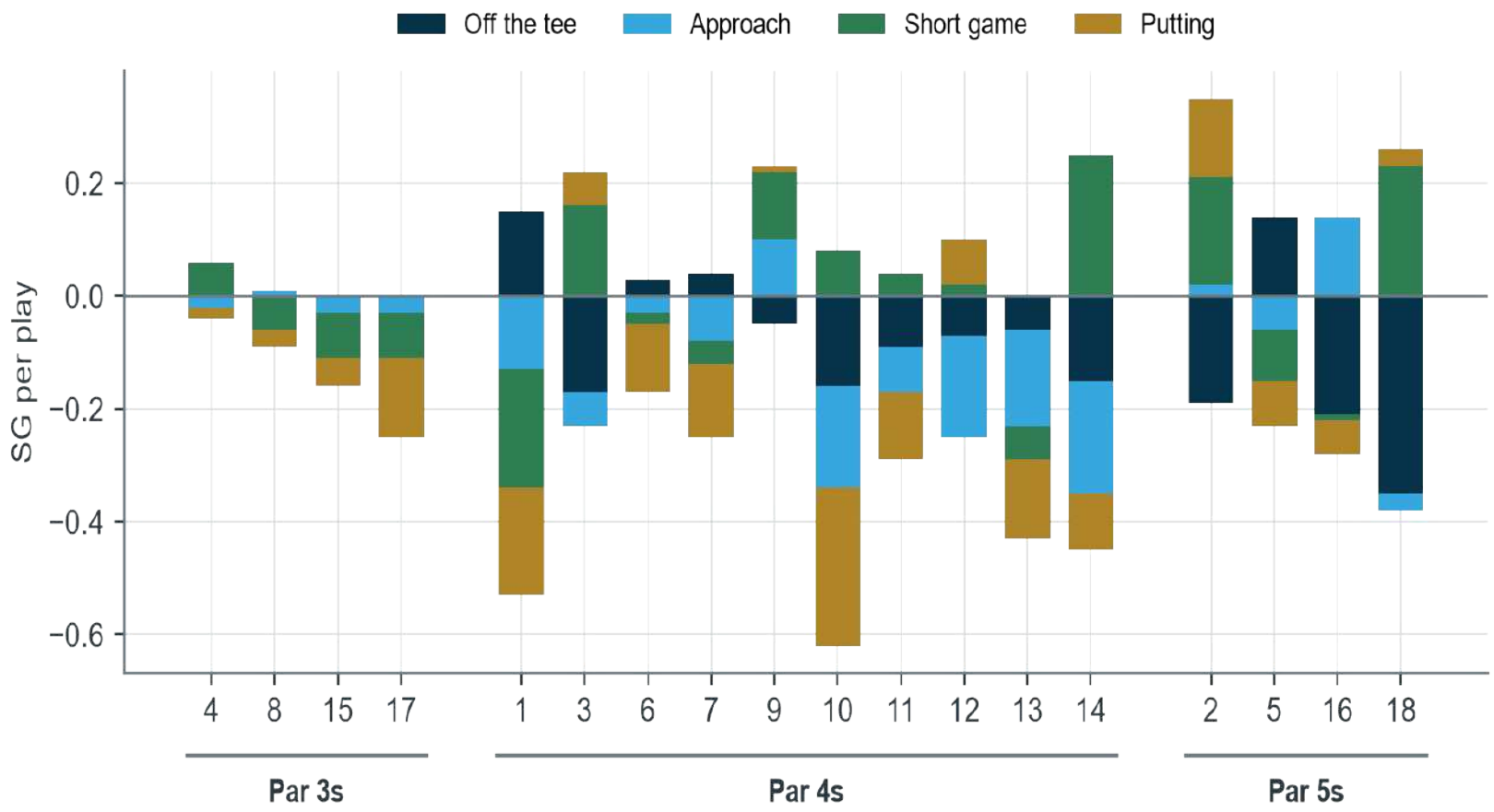

SUMMARY

- By par, strokes gained per play: par 3s -0.12 (putting -0.06), par 4s -0.21 (approach -0.10), par 5s -0.05 (off the tee -0.15). The bracket is the weakest part on each.
- Par 3s: missing the green costs most on the 8th (+1.15 shots a hole worse than finding it) and the 15th (+0.93 shots a hole worse than finding it).
- Costliest tee misses: 16th right (+1.18 shots a hole worse than the fairway), 5th left (+1.00 shots a hole worse than the fairway), 10th right (+0.98 shots a hole worse than the fairway).

Redlibbets Golf and Country Club: hole detail by par

Average score to par from each tee result (par 4s and 5s) or from the green hit or missed (par 3s). SG is the hole's strokes gained per play.

PAR 4s 10 holes | +1.25 to par | SG -0.21 per play

Hole	Yds	FIR	Fairway	Left	Right	SG
1	358	43%	+1.31	+1.82	+1.50	**-0.38**
3	423	33%	+1.50	+1.15	+2.14	**-0.01**
6	293	60%	+0.89	-	+0.78	**-0.14**
7	391	37%	+1.64	+1.29	+1.50	**-0.21**
9	345	20%	+1.00	+0.83	-	**+0.18**
10	256	43%	+0.62	+1.17	+1.60	**-0.54**
11	414	57%	+1.59	+1.57	+1.83	**-0.25**
12	308	23%	+1.00	+1.00	+1.00	**-0.15**
13	289	23%	+1.00	+1.44	+1.21	**-0.43**
14	343	40%	+0.92	+1.60	+1.14	**-0.20**

PAR 3s 4 holes | +0.93 to par | SG -0.12 per play

Hole	Yds	GIR	Green hit	Green missed	SG
4	154	27%	+0.25	+1.00	**+0.02**
8	152	33%	+0.10	+1.25	**-0.08**
15	146	27%	+0.25	+1.18	**-0.16**
17	163	17%	+0.60	+1.20	**-0.25**

PAR 5s 4 holes | +0.95 to par | SG -0.05 per play

Hole	Yds	FIR	Fairway	Left	Right	SG
2	490	27%	+1.12	+0.58	+0.90	**+0.16**
5	499	50%	+0.60	+1.60	+1.25	**-0.09**
16	469	30%	+0.44	+0.25	+1.62	**-0.14**
18	482	20%	+0.50	+1.12	+1.14	**-0.12**

What changes in your best rounds here

Your best 8 and highest-scoring 8 of 30 complete rounds here. Strokes gained per round against the Shot Scope 15-handicap baseline.

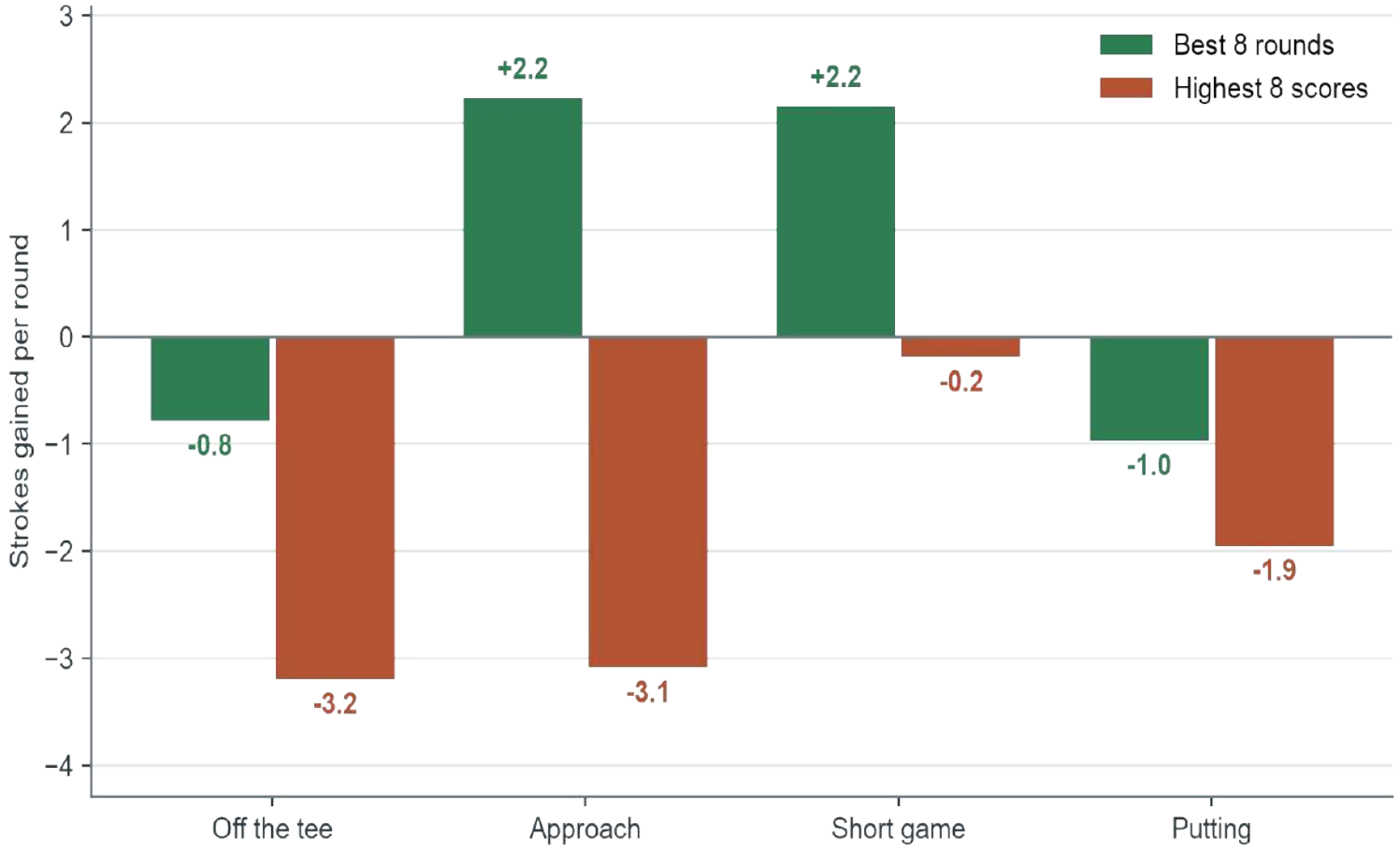

SUMMARY

- Best 8 rounds average 86.9 (+14.9); highest 8 average 97.6 (+25.6).
- Approach swings most: +5.3 a round between the two groups. Putting swings least (+1.0).
- Greens 5.4 v 2.3. Fairways 38% v 40%. Putts 31.4 v 33.0.
- Penalties 0.9 v 2.8 a round. Double plus holes 3.5 v 7.6.

REDLIBBETS GOLF AND COUNTRY CLUB

Where the ball goes in your best and highest-scoring rounds

The same 8 best and 8 highest-scoring rounds. Tee shots on par 4s and 5s, and approaches from 50 to 200 yards that missed the green.

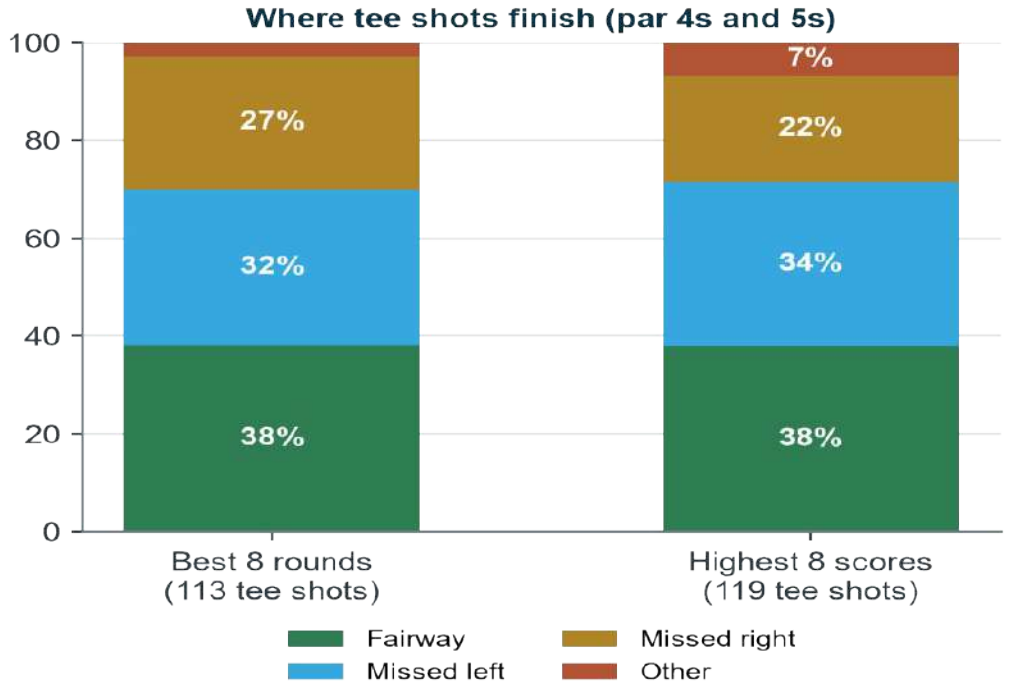

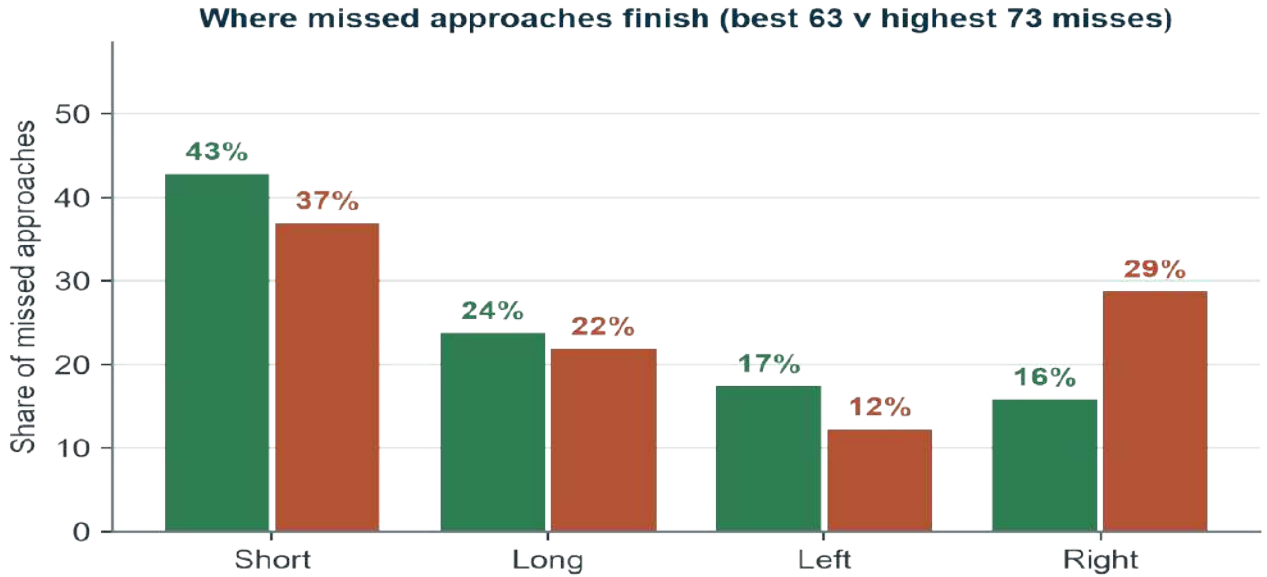

SUMMARY

- Tee shots: fairway 38% in your best rounds, 38% in your highest scores. Missed left 32% v 34%, missed right 27% v 22%.
- Approaches from 50 to 200 yards found the green 36% of the time in your best rounds and 22% in your highest scores.
- Most common approach miss: short (43%) in your best rounds, short (37%) in your highest scores (63 and 73 misses). The right miss is the most costly for you on approach.